

# venzo


The Mossi London 6 Months  
Flacon Plus Hair Set

---

How to Use

[venzo.care](http://venzo.care)






# The Mossi London 6 Months Flacon Plus Hair Set

The Mossi London 6 Months Flacon Plus Hair Set contains:

- 4 Hair Loss Shampoo 200ml
- 3 Hair Vitamin 120 Tablets
- 3 Ozonized Oil Complex 30ml
- 1 Ozonized Oil Serum Complex 30ml
- 6 Flacon Serum (Mesotherapy)
- 1 Derma Roller






## The Mossi London Hair Loss Shampoo 200 ml

- Saturate your hair completely with warm, not hot water.
- Squirt a small amount of shampoo into the palm of your hand.
- Try to make the shampoo foam first and then, apply it to your scalp and massage until it lathers.
- Apply The Mossi London Hair Shampoo softly to the transplantation area and the donor area.
- Be careful to the follicles. Rinse your hair and scalp completely.
- Remove any remaining shampoo residue with warm water.
- Repeat this step twice. After leaving the shower, gently blot a towel on your hair to remove moisture.
- Carefully dry the transplanting area and donor area after washing.
- After washing, you can apply The Mossi London ProSkin Lotion and Mossi London Ozonized Oil Serum to help healing your donor area.









## The Mossi London Hair Vitamin 120 Tablets

- It is recommended to take two tablets per day on a full stomach.
- Dissolve in the mouth or swallow with water.
- This product is not medicine, it is a food supplement.







## The Mossi London Ozonized Oil Serum Complex 30 ml

- Take 4-8 pumps and gently apply the serum to your skin over the problematic area (Donor area) with your fingertips or palms.
- Use the derma roller 0.50 mm for 5-10 minutes before sleeping at night.
- Roll it in several different directions on each section of your head, from left to right, top to bottom, and then diagonal both ways.
- Roll it in each direction at least 4 to 8 times. This ensures that you're targeting every part of the skin.
- Wait between 15-20 minutes for the serum to fully absorb into your skin.
- Apply the Mossi Shampoo and rinse your hair and scalp completely.
- Apply a moisturizing cream or you can use Mossi ProSkin Lotion for a deep moisturization after the use of the derma roller.
- Make sure to sanitize the derma roller properly with alcohol and to cover the head after you finish.






## The Mossi London Ozonized Hair Oil Complex 30 ml

- Take 6-12 pumps and gently apply the oil to your skin and your scalp on both the transplantation and donor area.
- Use the derma roller 0.50 mm for 5-10 minutes before sleeping at night.
- Roll it in several different directions on each section of your head, from left to right, top to bottom, and then diagonal both ways.
- Roll it in each direction at least 4 to 8 times. This ensures that you're targeting every part of the skin.
- Wait between 15-20 minutes for the serum to fully absorb into your skin.
- Apply The Mossi Shampoo and rinse your hair and scalp completely.
- Apply a moisturizing cream or you can use Mossi ProSkin Lotion for a deep moisturization after the use of the derma roller.
- Make sure to sanitize the roller properly with alcohol and to cover the head of the derma roller after you finish.





## 5. The Mossi London Prohair Flacon Serum 10 ml x 6

- Remove the cover of the bottle and replace it with the plastic dropper.
- We Recommended using 2 ml of serum 3 - 4 times a week.
- Gently apply it to your skin and over your scalp on both areas the transplantation and donor area.
- Use the derma roller 0.50 mm for 5-10 minutes before sleeping at night.
- Roll it in several different directions on each section of your head, from left to right, top to bottom, and then diagonal both ways.
- Roll it in each direction at least 4 to 8 times. This ensures that you're targeting every part of the skin.
- Wait between 20-30 minutes for the serum to fully absorb into your skin.
- Apply The Mossi shampoo and rinse your hair and scalp completely.
- Make sure to sanitize the roller properly with alcohol and cover the head of the derma roller after you finish.

